

Helpcomp Support Center

Knowledge base > GamersArray > Website > GamersArray Channel Permission

GamersArray Channel Permission

Superk - 2021-05-02 - Commenti (0) - Website

The GamersArray Channel Management System includes a permission system for founders to configure permissions for other people on GamersArray.

Types

Founder - This permission allows all. Founders can add/remove Founders, Operators, Half-Op and Voice. Founders can also delete channels. Founders can not remove the channel creators permissions, but can delete the channel - Giving this permission is your responsibility.

Operator - This group allows editing of channels and permissions. Operator can only add/remove View permission from GamersArray, and can only modify clients that are Voice or Half-Op in TeamSpeak. Operators can create and modify channels but can not delete channels.

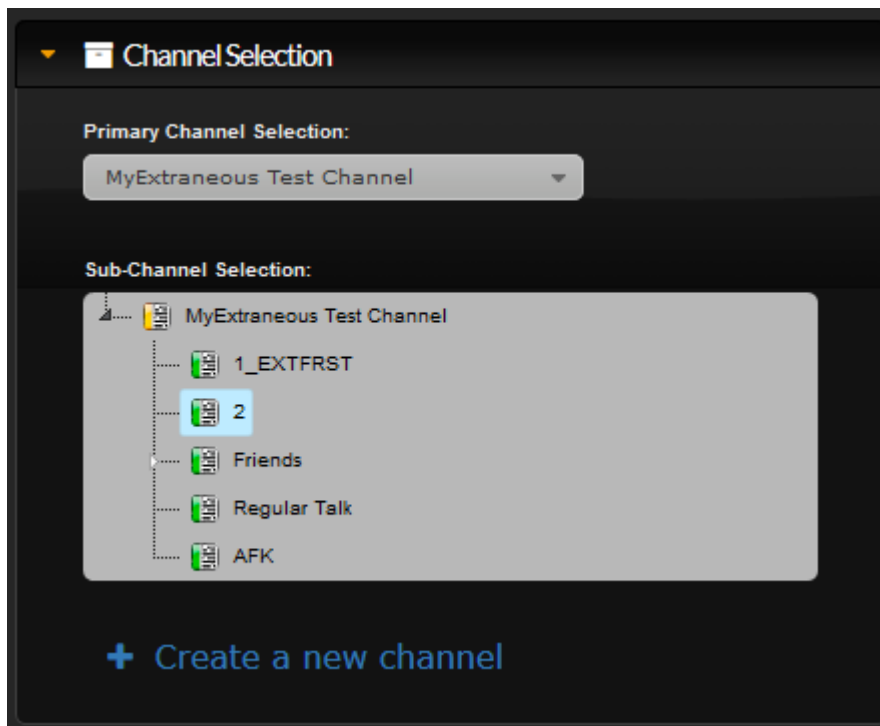
View - This only allows people to view. This group is unable to modify, add, or remove anything.

* Permissions Inheritance is enabled. If someone has permission for one channel they will have permissions for all sub-channels part of that channel.

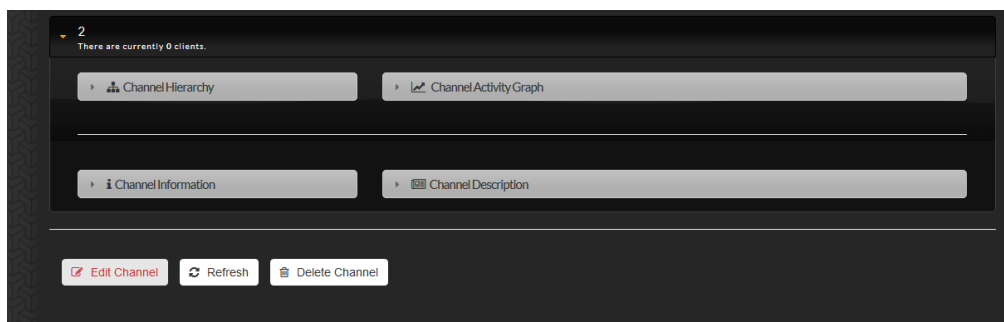
* In order for people to take advantage of this system, they will need a GamersArray account.

Add/Change/Remove Permissions

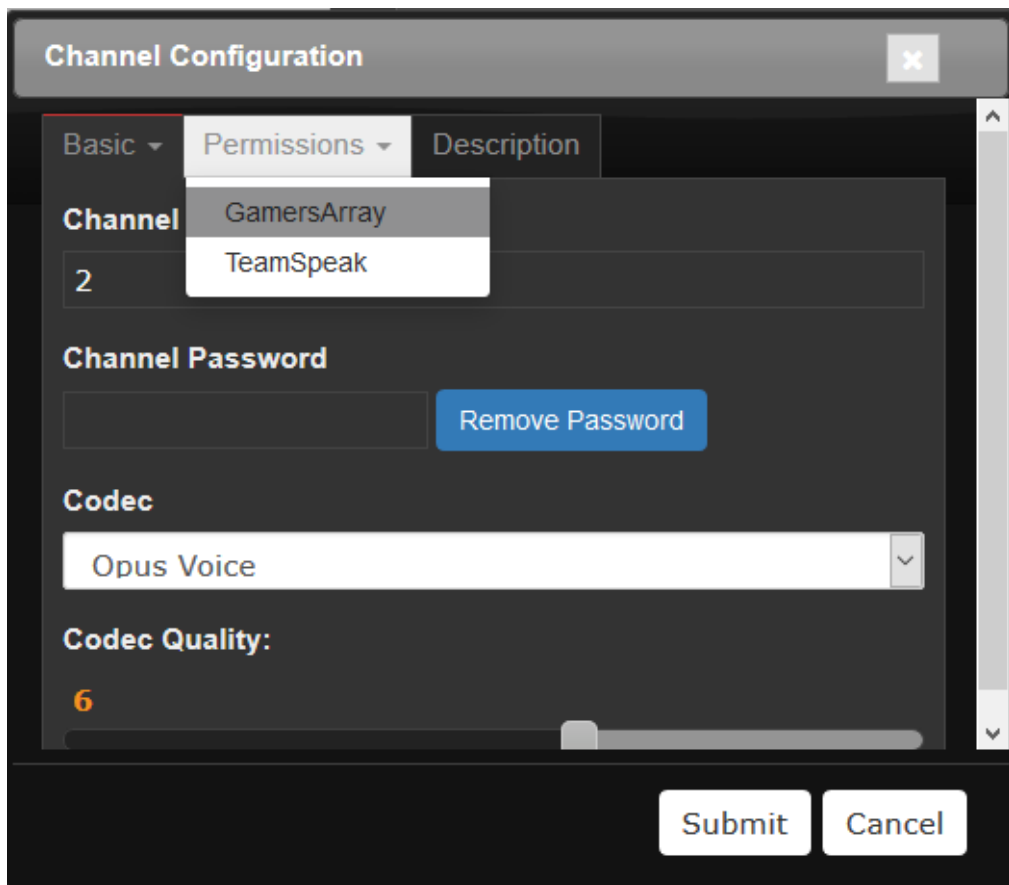
1. Select the channel which you wish to give someone permission.



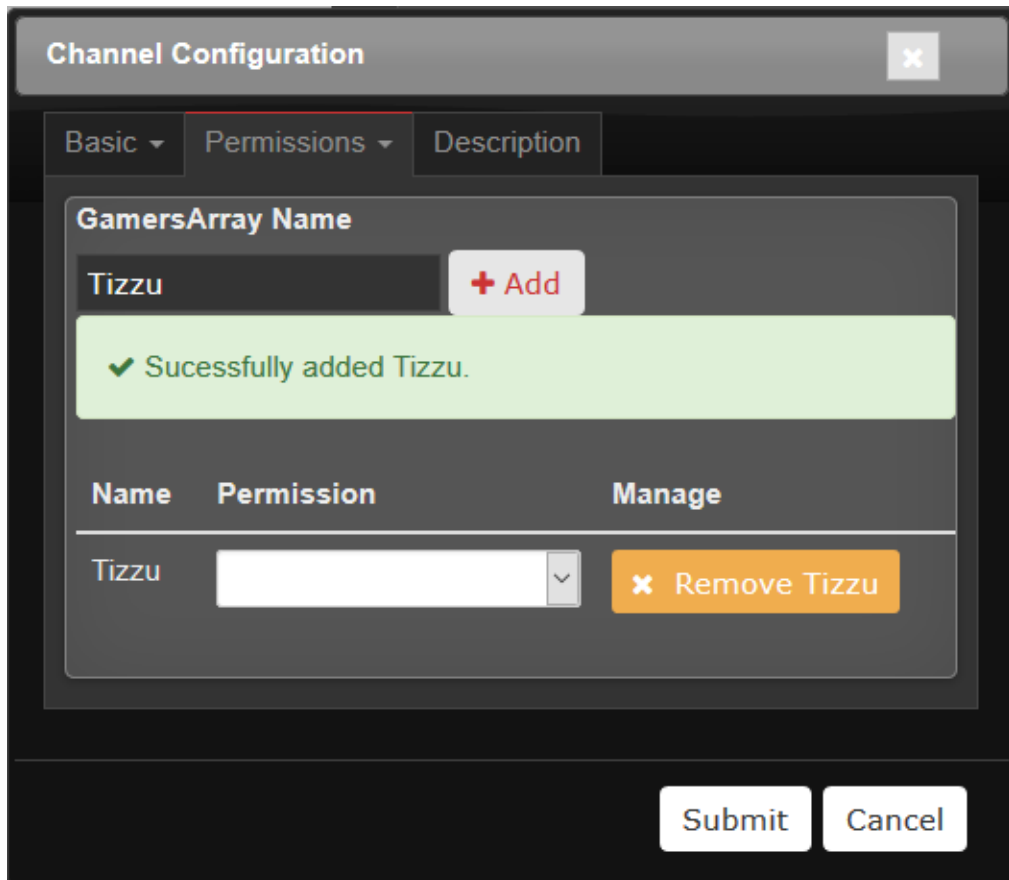
2. Click Edit Channel



3. Click Permissions > GamersArray



4. Beside the Add enter the users Email, Display name or Username, then click Add.



5. Once they're verified and added click the drop down list and choose their permission



6. Click Submit

Channel Configuration

Basic ▾ Permissions ▾ Description

GamersArray Name

Tizzu

✓ Successfully added Tizzu as op

Name	Permission	Manage
Tizzu	Operator ▾	<input type="button" value="✕ Remove Tizzu"/>

7. That user can now log onto GamersArray, go to TeamSpeak and they will be able to select the channel.